



# Leicester Forest East

Community Consultation Analysis

June 2017

**Leicester Forest East, a Parish of 2,566 houses and a population of 6,719 has commenced the preparation of their Neighbourhood Plan.**

The Plan area encompasses the whole of the Parish of Leicester Forest East and covers the period up to 2028, a timescale which deliberately mirrors that for the Adopted Blaby Local Plan.

An important part of this inclusive process is, of course, obtaining the views and aspirations of the community. Key to this has been the development and dissemination of a community questionnaire.

The questionnaire contained 33 questions and is based on important themes established following initial consultation work by the Leicester Forest East Parish Council. These themes are: our parish; housing; parish facilities; education; transport; business; community events and general comments.

The survey took place in May 2017. It was available to complete electronically and as a paper copy. There are 158 responses to the questionnaire.

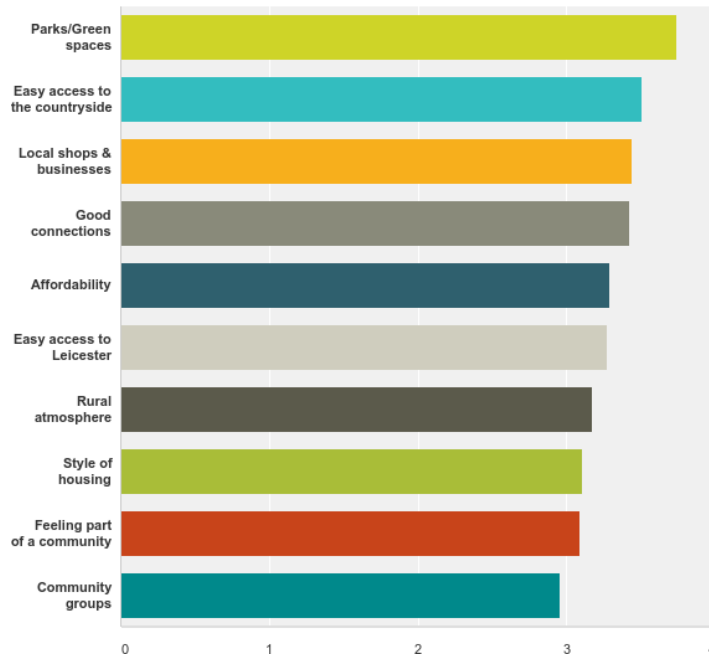
Population data taken from 2011 Census



# Our Parish

### Q1 What do you enjoy about living in our Parish?

Answered: 157 Skipped: 1



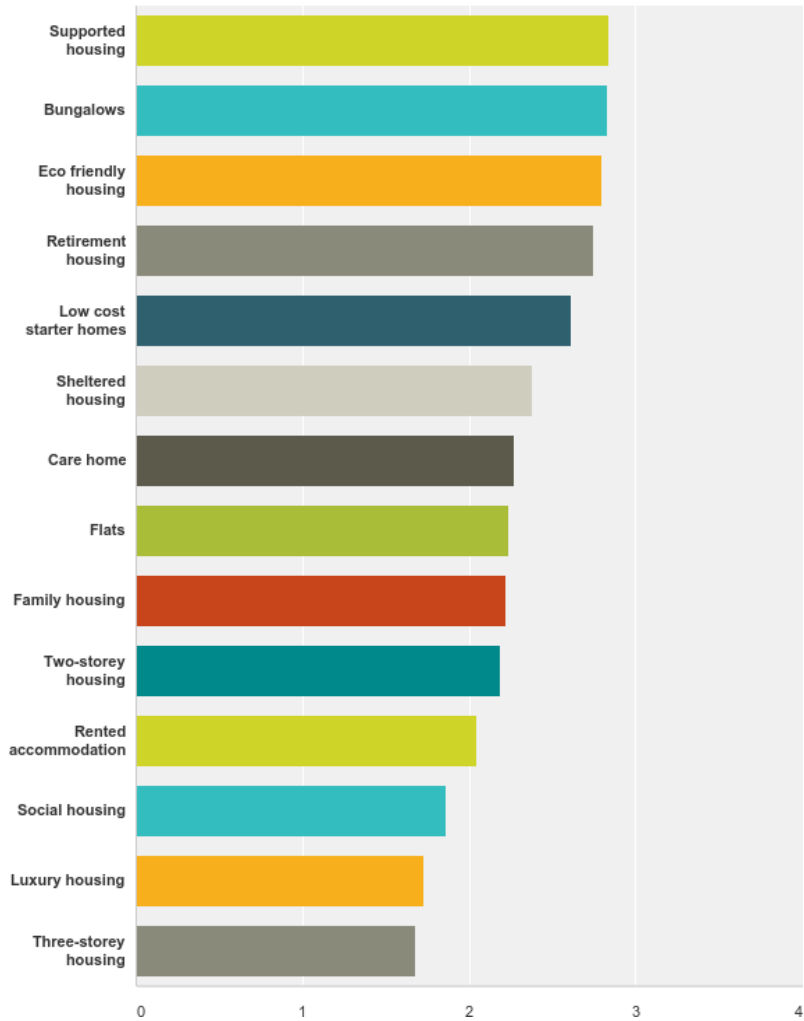
	1. Not important	2.	3.	4. Highly important
<b>Parks/Green spaces</b>	0.00% 0	3.18% 5	19.75% 31	77.07% 121
<b>Easy access to the countryside</b>	1.29% 2	8.39% 13	28.39% 44	61.94% 96
<b>Local shops, businesses and services</b>	2.56% 4	8.97% 14	30.77% 48	57.69% 90
<b>Good connections to road and rail network</b>	1.28% 2	11.54% 18	31.41% 49	55.77% 87
<b>Affordability</b>	1.95% 3	13.64% 21	37.66% 58	46.75% 72
<b>Easy access to Leicester</b>	5.10% 8	12.74% 20	32.48% 51	49.68% 78
<b>Rural atmosphere</b>	3.27% 5	16.99% 26	39.22% 60	40.52% 62
<b>Style of housing</b>	4.61% 7	15.79% 24	43.42% 66	36.18% 55
<b>Village identity/feeling part of a community</b>	2.60% 4	21.43% 33	40.26% 62	35.71% 55
<b>Village activities/community groups</b>	7.14% 11	19.48% 30	43.51% 67	29.87% 46

Green spaces are valued the most highly by respondents whilst the feeling of being part of a community and community events are considered important but less so than the other options. Over 30 comments appear in the appendix.

# Housing in the Parish

## Q2 What do you think about the current mix of housing in Leicester Forest East?

Answered: 152 Skipped: 6



	Too many already	About right	Need a few more	Need a lot more
Supported housing for the elderly	0.69% 1	33.33% 48	47.22% 68	18.75% 27
Bungalows	2.03% 3	35.81% 53	39.19% 58	22.97% 34
Eco friendly housing	3.01% 4	36.84% 49	36.84% 49	23.31% 31
Retirement housing/apartments	2.72% 4	35.37% 52	46.26% 68	15.65% 23
Low cost/extendable starter homes	12.41% 18	32.41% 47	36.55% 53	18.62% 27
Sheltered housing	10.00% 13	55.38% 72	21.54% 28	13.08% 17
Care home	7.75% 11	60.56% 86	28.17% 40	3.52% 5
Flats	8.45% 12	61.97% 88	26.76% 38	2.82% 4
Family housing	8.39% 12	66.43% 95	20.28% 29	4.90% 7
Two-storey housing	5.19% 7	74.07% 100	17.78% 24	2.96% 4
Rented accommodation	19.40% 26	59.70% 80	17.16% 23	3.73% 5
Social housing	30.43% 42	55.07% 76	13.04% 18	1.45% 2
Luxury housing	35.92% 51	57.04% 81	5.63% 8	1.41% 2
Three-storey housing	40.74% 55	51.85% 70	5.93% 8	1.48% 2

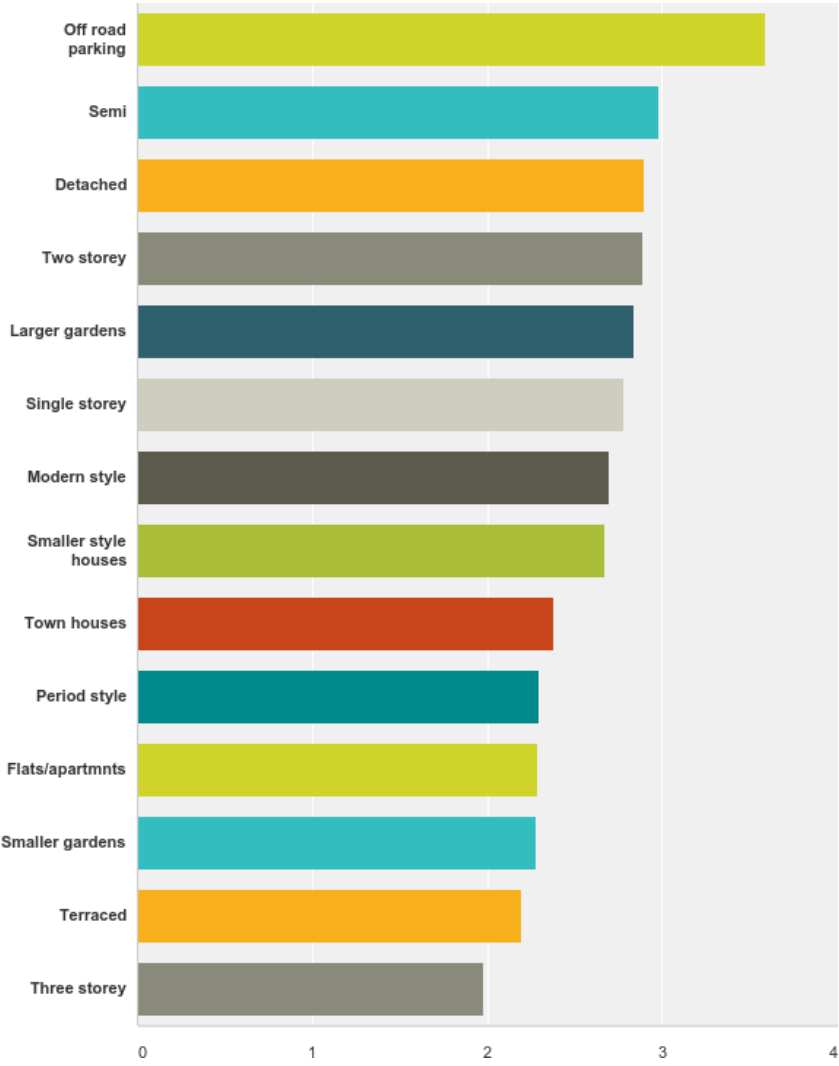
There is a general feeling that there is sufficient housing in Leicester Forest East. However, bungalows and housing for the elderly are considered to be the most needed house type. 21 comments appear in the appendix.

# Building Development



### Q3 What type of housing do you think the parish needs?

Answered: 142 Skipped: 16

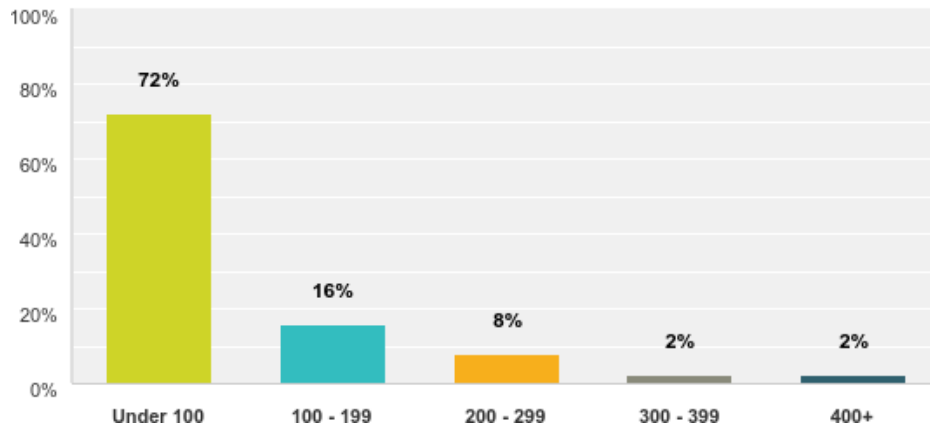


	Not suitable at all	Not very suitable	Important	Highly important
<b>Off road parking for two vehicles</b>	2.17% 3	2.17% 3	30.43% 42	65.22% 90
<b>Semi</b>	1.53% 2	9.92% 13	77.10% 101	11.45% 15
<b>Detached</b>	4.80% 6	10.40% 13	74.40% 93	10.40% 13
<b>Two storey</b>	3.88% 5	10.08% 13	79.07% 102	6.98% 9
<b>Larger gardens</b>	3.20% 4	28.80% 36	48.80% 61	19.20% 24
<b>Single storey</b>	7.69% 10	22.31% 29	53.85% 70	16.15% 21
<b>Modern style</b>	5.83% 7	23.33% 28	65.83% 79	5.00% 6
<b>Smaller style houses</b>	5.69% 7	33.33% 41	49.59% 61	11.38% 14
<b>Town houses</b>	11.81% 15	40.94% 52	44.88% 57	2.36% 3
<b>Period style</b>	19.01% 23	42.15% 51	28.93% 35	9.92% 12
<b>Flats/apartments</b>	15.38% 20	43.08% 56	38.46% 50	3.08% 4
<b>Smaller gardens</b>	19.84% 25	37.30% 47	38.10% 48	4.76% 6
<b>Terraced</b>	17.97% 23	47.66% 61	30.47% 39	3.91% 5
<b>Three storey</b>	26.61% 33	50.00% 62	21.77% 27	1.61% 2

Overwhelmingly the most important feature for respondents is the need for off-road parking for two vehicles. Traditional semi-detached and detached housing is preferred and larger gardens are viewed as desirable. 27 comments appear in the appendix.

**Q4 Given the infrastructure and available space in Leicester Forest East e.g. schools, GP's, roads, how many new houses do you think the Parish can accommodate?**

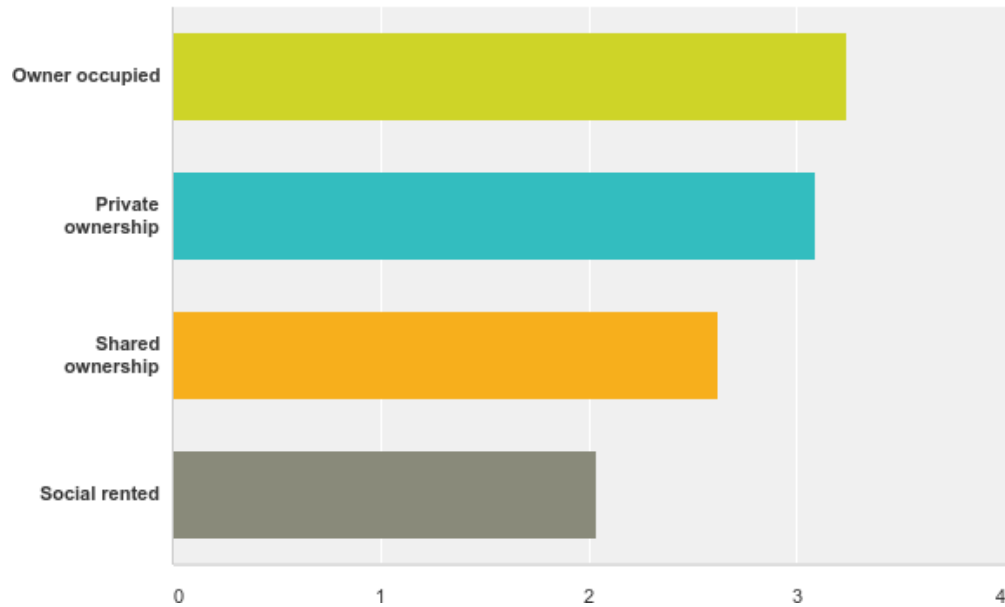
Answered: 140 Skipped: 18



88% of those responding feel that current infrastructure can accommodate no more than 200 new houses. This is half the proposed number of new homes. This indicates, less a direct concern about new homes being built, but a firmly held view that infrastructure and facilities need to be improved significantly to be able to accommodate the volume of new development planned.

## Q6 Should this housing include:

Answered: 137 Skipped: 21



	Not suitable at all	Not very suitable	Important	Highly important
Owner occupied	2.96% 4	2.96% 4	61.48% 83	32.59% 44
Private ownership	5.19% 7	8.15% 11	59.26% 80	27.41% 37
Shared ownership	7.81% 10	25.00% 32	64.84% 83	2.34% 3
Social rented	31.85% 43	35.56% 48	28.89% 39	3.70% 5

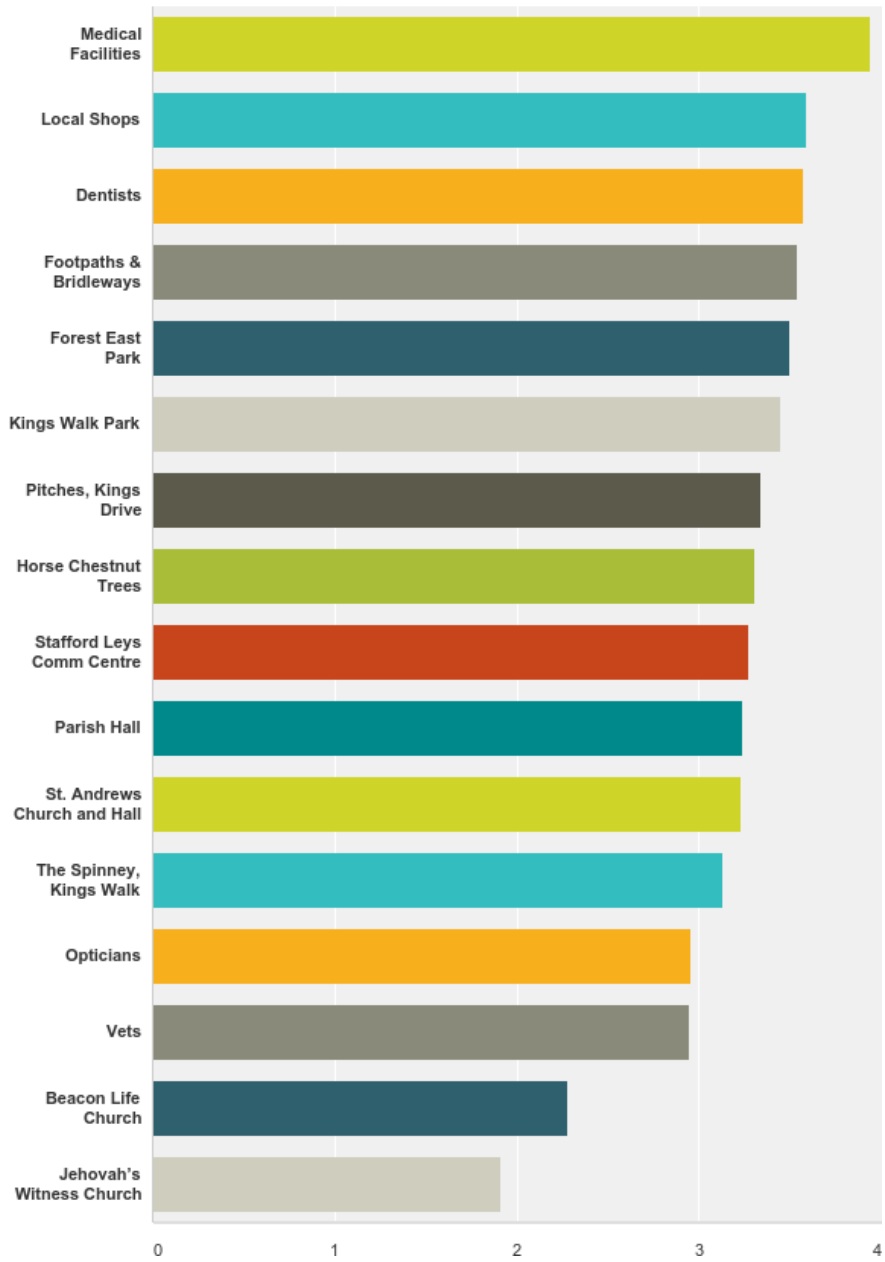
Owner occupation is clearly the favoured option: 94% of respondents feeling this is important or highly important.

Social rented housing is the least important: 67% of respondents feeling that this is not very suitable or not suitable at all. Five comments appear in the appendix.

# Village Facilities

### Q7 How important are the existing Parish amenities/facilities?

Answered: 156 Skipped: 2

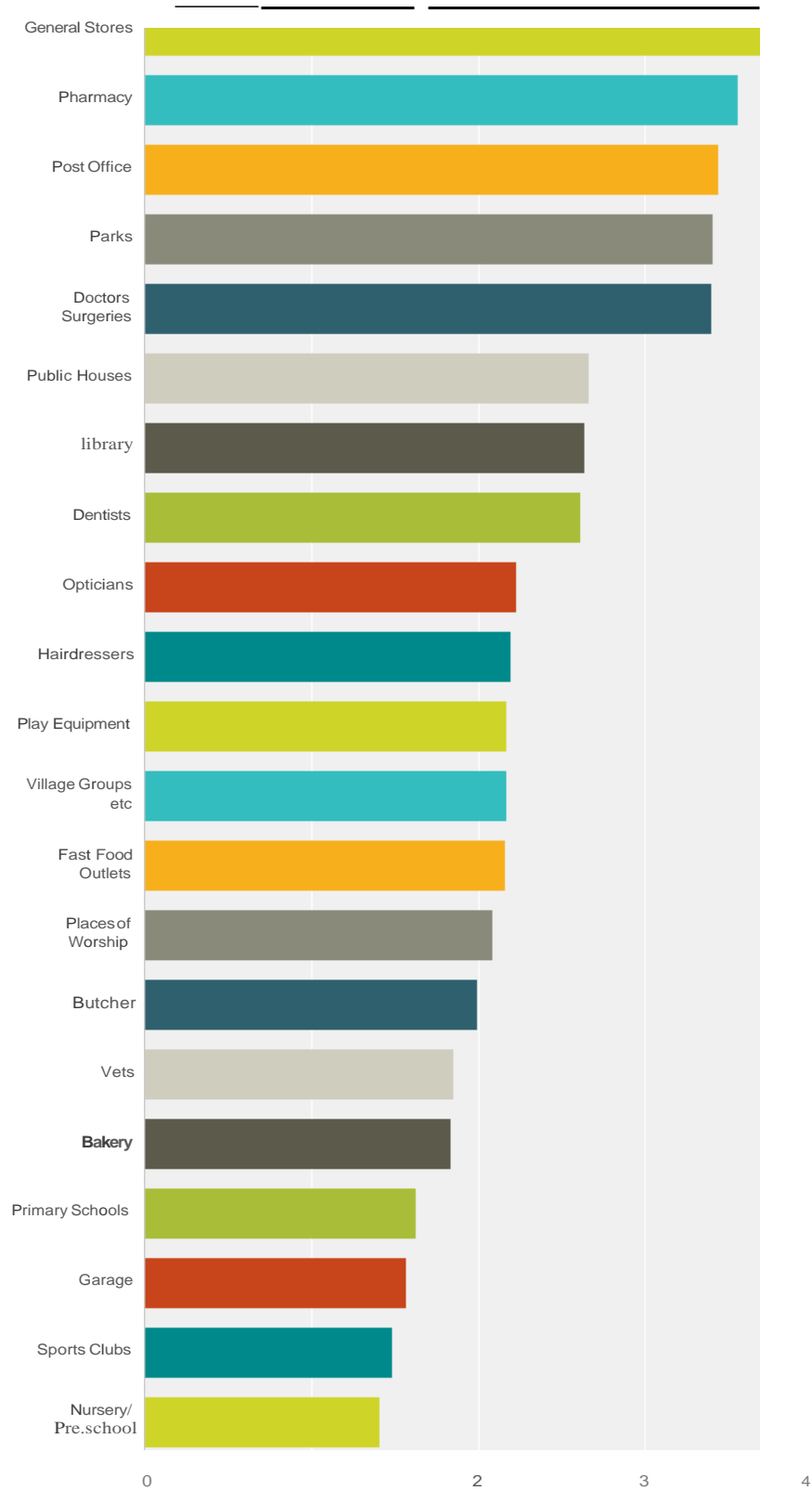


	Not important	Not very important	Important	Highly important
<b>Medical Facilities</b>	0.64% 1	0.00% 0	4.49% 7	94.87% 148
<b>Local Shops</b>	0.65% 1	1.96% 3	34.64% 53	62.75% 96
<b>Dentists</b>	1.29% 2	5.81% 9	27.10% 42	65.81% 102
<b>Public Footpaths/Bridleways</b>	0.67% 1	3.33% 5	37.33% 56	58.67% 88
<b>Forest East Park &amp; Play Eqpt.</b>	1.99% 3	2.65% 4	38.41% 58	56.95% 86
<b>Kings Walk Park &amp; Play Eqpt.</b>	1.34% 2	4.03% 6	42.95% 64	51.68% 77
<b>Football Pitches, Kings Drive</b>	1.99% 3	7.28% 11	45.03% 68	45.70% 69
<b>Horse Chestnut Trees, Hinckley Rd</b>	6.62% 10	11.26% 17	26.49% 40	55.63% 84
<b>Stafford Leys Community Centre</b>	1.97% 3	5.92% 9	55.26% 84	36.84% 56
<b>Parish Hall</b>	1.97% 3	8.55% 13	52.63% 80	36.84% 56
<b>St. Andrews Church and Hall</b>	3.97% 6	5.96% 9	52.98% 80	37.09% 56
<b>The Spinney, Kings Walk</b>	4.08% 6	12.24% 18	50.34% 74	33.33% 49
<b>Opticians</b>	8.78% 13	20.27% 30	37.16% 55	33.78% 50
<b>Vets</b>	6.58% 10	21.71% 33	42.11% 64	29.61% 45
<b>Beacon Life Church</b>	24.82% 34	35.77% 49	26.28% 36	13.14% 18
<b>Jehovah's Witness Church</b>	39.16% 56	34.97% 50	21.68% 31	4.20% 6

Medical facilities are overwhelmingly considered the most important: 99% of respondents feeling it to be important or highly important. 27 comments appear in the appendix, the most frequently mentioned facility being the community run library for which there appears to be a sense of significant goodwill and support.

## Q8 Which of the existing amenities/facilities do you use?

Answered: 155 Skipped: 3



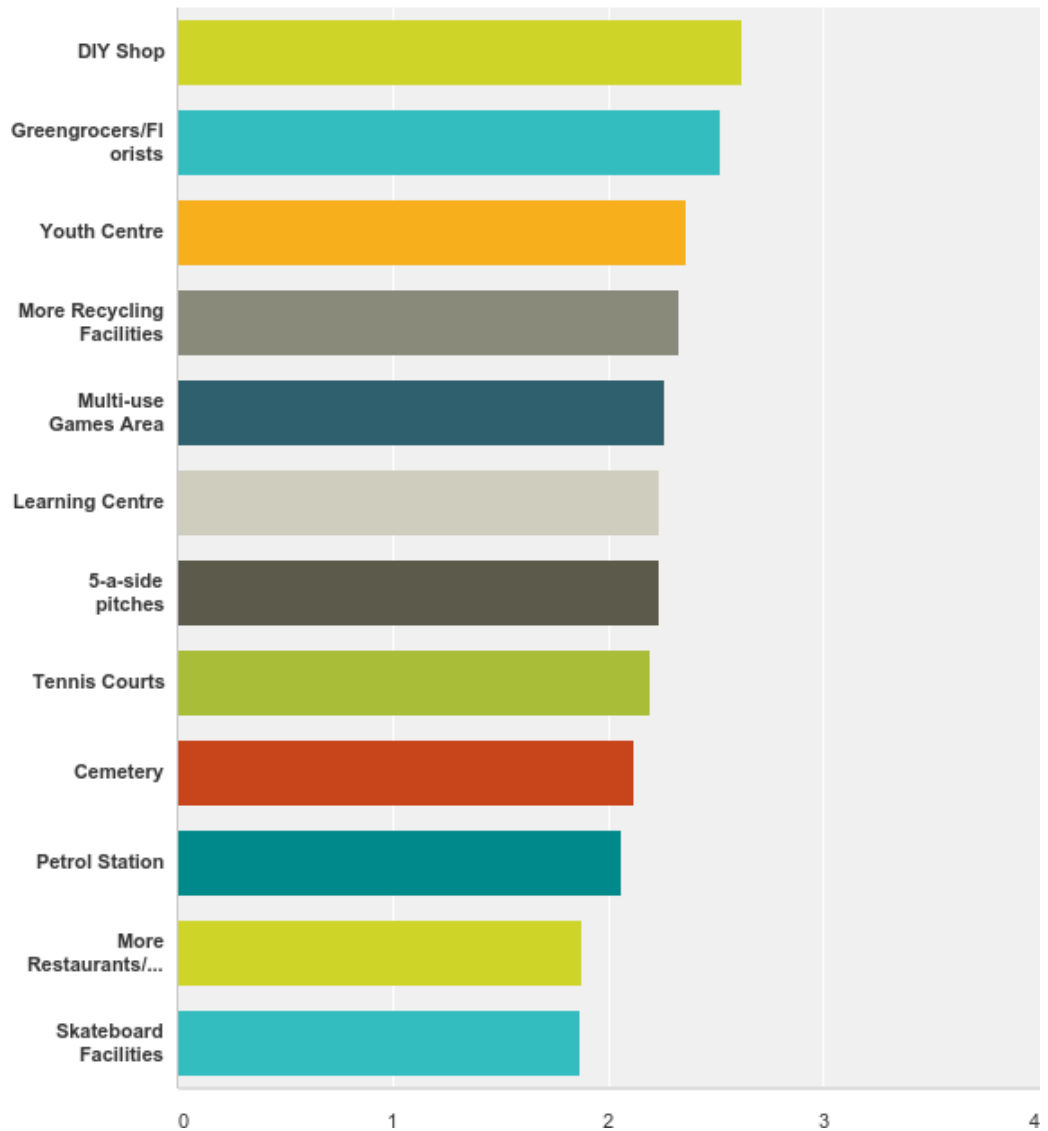


	Never	Rarely	Sometimes	Often
<b>General Stores/ Supermarkets</b>	0.65% 1	1.96% 3	25.49% 39	71.90% 110
<b>Pharmacy</b>	1.31% 2	5.88% 9	28.76% 44	64.05% 98
<b>Post Office</b>	0.65% 1	8.44% 13	37.01% 57	53.90% 83
<b>Parks</b>	1.96% 3	7.84% 12	37.25% 57	52.94% 81
<b>Doctors Surgeries</b>	4.55% 7	6.49% 10	33.12% 51	55.84% 86
<b>Public Houses</b>	9.46% 14	27.03% 40	51.35% 76	12.16% 18
<b>Library</b>	19.21% 29	25.83% 39	26.49% 40	28.48% 43
<b>Dentists</b>	31.58% 48	11.18% 17	21.71% 33	35.53% 54
<b>Opticians</b>	43.62% 65	11.41% 17	23.49% 35	21.48% 32
<b>Hairdressers</b>	46.05% 70	13.16% 20	15.13% 23	25.66% 39
<b>Play Equipment</b>	43.24% 64	16.22% 24	20.95% 31	19.59% 29
<b>Village Groups/ Clubs/Associations</b>	38.93% 58	20.81% 31	24.16% 36	16.11% 24
<b>Fast Food Outlets</b>	28.57% 42	32.65% 48	32.65% 48	6.12% 9
<b>Places of Worship</b>	38.82% 59	25.66% 39	23.03% 35	12.50% 19
<b>Butcher</b>	40.94% 61	25.50% 38	26.17% 39	7.38% 11
<b>Vets</b>	58.11% 86	12.84% 19	14.86% 22	14.19% 21
<b>Bakery</b>	44.52% 65	29.45% 43	23.29% 34	2.74% 4
<b>Primary Schools</b>	71.23% 104	9.59% 14	4.11% 6	15.07% 22
<b>Garage</b>	68.89% 93	11.85% 16	12.59% 17	6.67% 9
<b>Sports Clubs</b>	70.07% 103	14.97% 22	10.88% 16	4.08% 6
<b>Nursery/Pre-School</b>	82.76% 120	4.14% 6	2.76% 4	10.34% 15

General stores/supermarkets, the pharmacy, post office, parks and doctors are clearly the most used by those responding. 15 comments appear in the appendix, some questioning the existence of a garage!

**Q9 Bearing in mind the implications of potential new buildings, parking, traffic etc, which of the following shops, services and amenities would you like to see in the Parish?**

Answered: 155 Skipped: 3



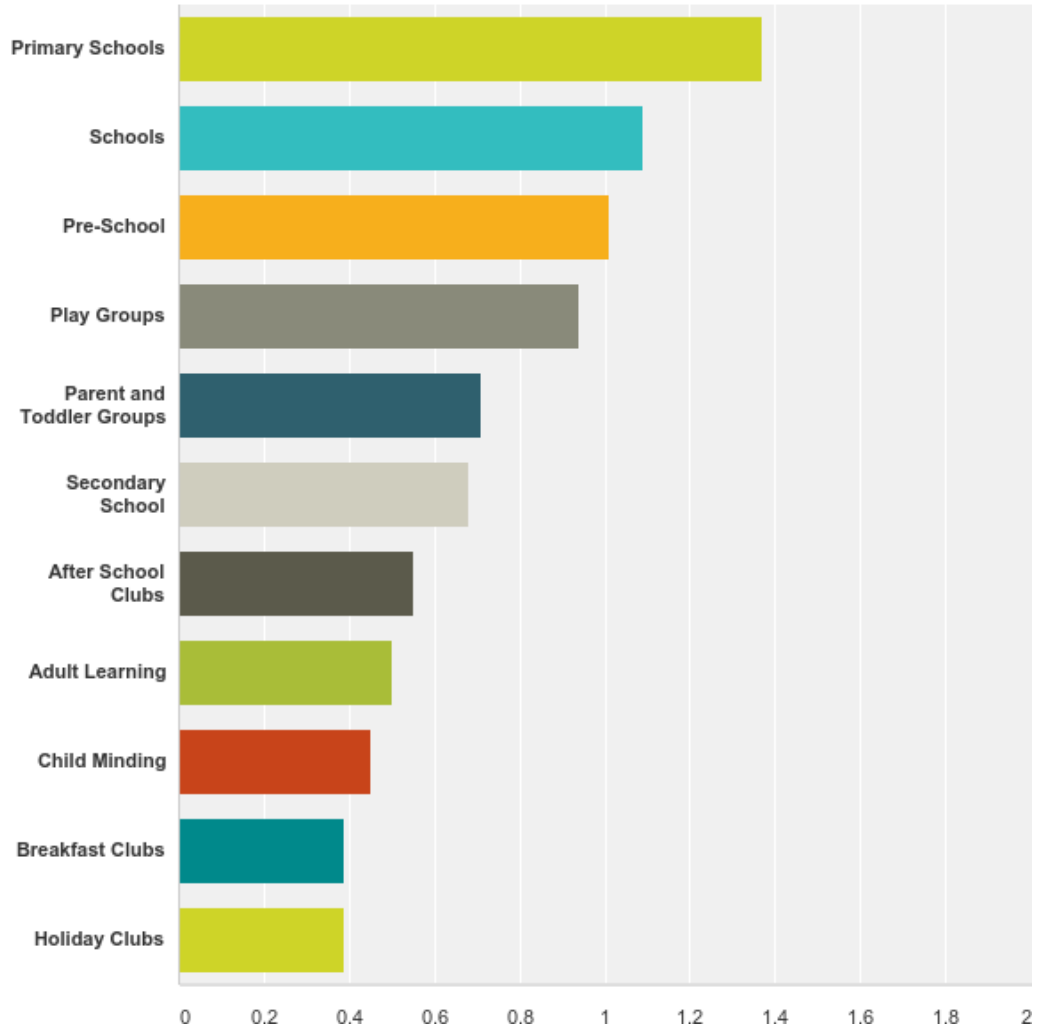
	No	No preference	Yes
<b>DIY Shop</b>	9.57% 11	19.13% 22	71.30% 82
<b>Greengrocers/Florists</b>	6.04% 9	35.57% 53	58.39% 87
<b>Youth Centre</b>	10.14% 15	43.24% 64	46.62% 69
<b>More Recycling Facilities</b>	14.00% 21	38.67% 58	47.33% 71
<b>Multi-use Games Area</b>	10.81% 16	52.70% 78	36.49% 54
<b>Learning Centre for Training Courses</b>	13.61% 20	48.98% 72	37.41% 55
<b>5-aside Football Pitches</b>	11.49% 17	52.70% 78	35.81% 53
<b>Tennis Courts</b>	12.16% 18	55.41% 82	32.43% 48
<b>Cemetery</b>	25.33% 38	37.33% 56	37.33% 56
<b>Petrol Station</b>	27.33% 41	39.33% 59	33.33% 50
<b>More Restaurants/Delis/Cafes/ Fast Foods</b>	42.18% 62	27.21% 40	30.61% 45
<b>Skateboard Facilities</b>	26.85% 29	59.26% 64	13.89% 15

A DIY shop features at the top of respondent's wishes; followed by a greengrocer/florist, a youth centre and more recycling facilities. Further comments appear in the appendix, within which the library is mentioned again, this time with regard to its potential for further development as a community resource.

# Education

## Q10 How well is the Parish served with educational facilities?

Answered: 143 Skipped: 15



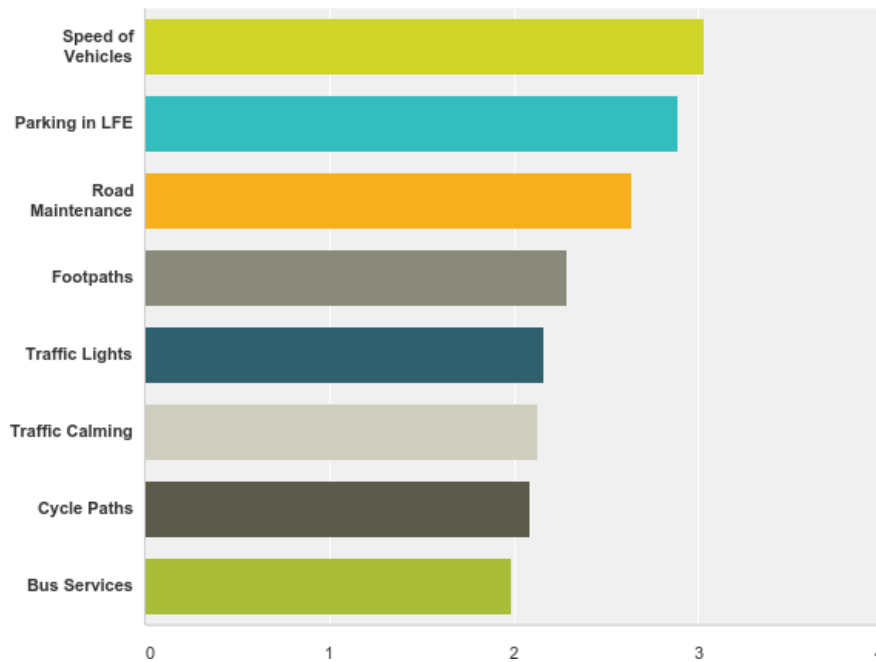
	Don't know	Poor	Good	Very good
<b>Primary Schools</b>	33.81% 47	10.79% 15	40.29% 56	15.11% 21
<b>Schools</b>	41.61% 57	17.52% 24	30.66% 42	10.22% 14
<b>Pre-School</b>	53.90% 76	4.96% 7	27.66% 39	13.48% 19
<b>Play Groups</b>	55.00% 77	5.00% 7	31.43% 44	8.57% 12
<b>Parent and Toddler Groups</b>	63.31% 88	7.91% 11	23.02% 32	5.76% 8
<b>-Secondary School</b>	52.52% 73	32.37% 45	10.07% 14	5.04% 7
<b>After School Clubs</b>	72.34% 102	7.09% 10	13.48% 19	7.09% 10
<b>Adult Learning</b>	58.45% 83	35.92% 51	2.82% 4	2.82% 4
<b>Child Minding</b>	77.70% 108	5.04% 7	11.51% 16	5.76% 8
<b>Breakfast Clubs</b>	80.71% 113	5.71% 8	7.86% 11	5.71% 8
<b>Holiday Clubs</b>	79.29% 111	7.86% 11	7.86% 11	5.00% 7

The primary school received a favorable response with fewer than 11% feeling that it is poor. However, this question is notable for the number of people who are unfamiliar with the educational facilities of the Parish. This perhaps reflects the fact that 77% of respondents are over 50.

# Transport

## Q11 How concerned are you about local transport issues?

Answered: 153 Skipped: 5



	Extremely concerned	Very concerned	Concerned	Not concerned
Speed of Vehicles through LFE	44.74% 68	23.68% 36	21.05% 32	10.53% 16
Parking in LFE	42.00% 63	20.67% 31	22.00% 33	15.33% 23
Road Maintenance	23.18% 35	31.79% 48	31.13% 47	13.91% 21
Footpaths	18.37% 27	21.09% 31	31.29% 46	29.25% 43
Traffic Lights	26.17% 39	8.72% 13	20.13% 30	44.97% 67
Speed Humps/Traffic Calming	20.14% 29	13.89% 20	25.00% 36	40.97% 59
Cycle Paths	18.37% 27	12.93% 19	27.89% 41	40.82% 60
Bus Services	12.84% 19	13.51% 20	33.11% 49	40.54% 60

There is clear concern about speed of vehicles in Leicester Forest East – fewer than 11% are not concerned by this. Fewer than 16% are not concerned about parking issues in the Parish. 65



wide ranging comments appear in the appendix – this question attracted more comments than any other.

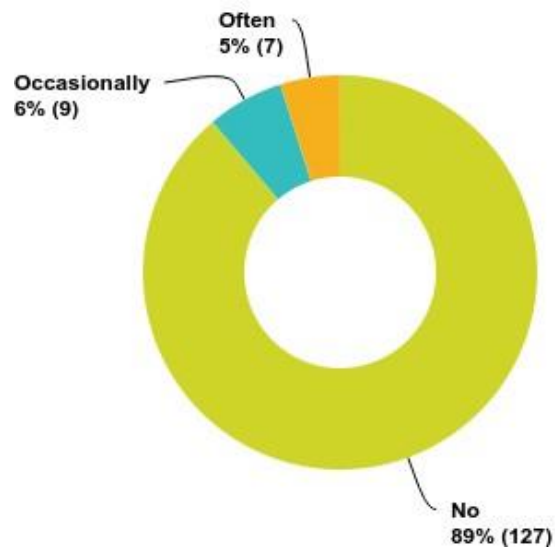
The average number of vehicles in the households of those responding is two and respondents state that nearly all of these are parked off road, within the boundary of their homes.

Of those responding, 40 travel to work by car, four walk, three go by bus, two by bicycle and one by taxi.

A total of 730 miles was traveled to work by the 84 people who responded, making an average of nearly 9 miles traveled to work. The longest journey for a daily commute was 55 miles and the lowest was a quarter of a mile.

### Q16 Do you car/van share?

Answered: 143 Skipped: 15



# Business

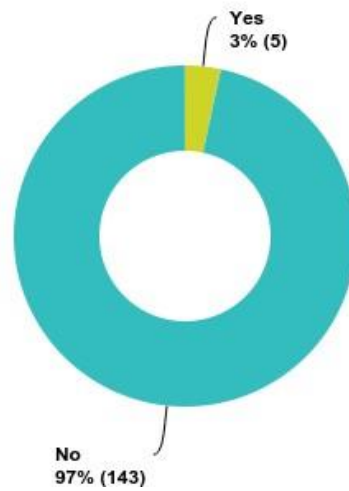
### Q17 Are you employed by a business in the Parish?

Answered: 148 Skipped: 10



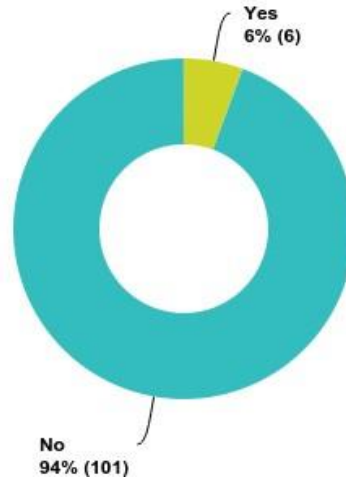
### Q18 Do you operate a business in the Parish?

Answered: 148 Skipped: 10



### Q19 Is there any support the Parish could provide to your business?

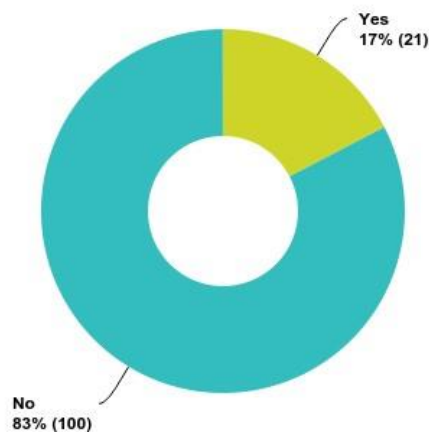
Answered: 107 Skipped: 51



Respondents commenting on this question suggested there was a need for some business start-up advice; requested small affordable units/workshops for small businesses to use; asked for promotion in the local newsletter. Direct public transport to the train station was suggested too. One respondent said, “Local business is key, but local government needs to interact with them to assist. The 45% rise in business rates and substantially increased traffic does not help small local companies”.

### Q20 Do you see a demand for more business units within the Parish?

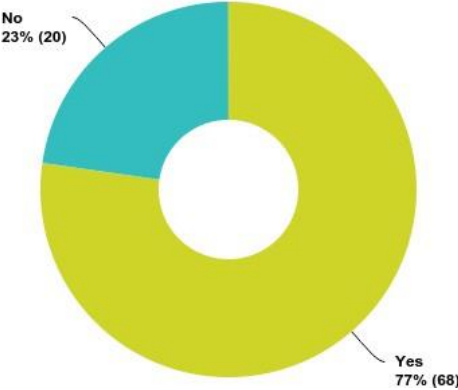
Answered: 121 Skipped: 37



10 suggestions, some focusing on the need for local private businesses, appear in the appendix.

**Q22 Does current broadband provision meet your business needs?**

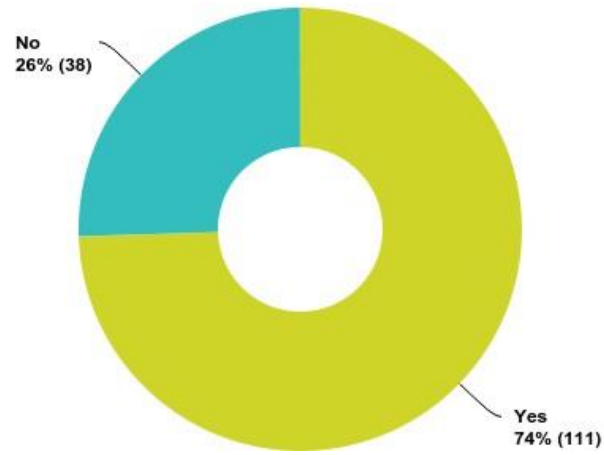
Answered: 88 Skipped: 70



# Parish Council

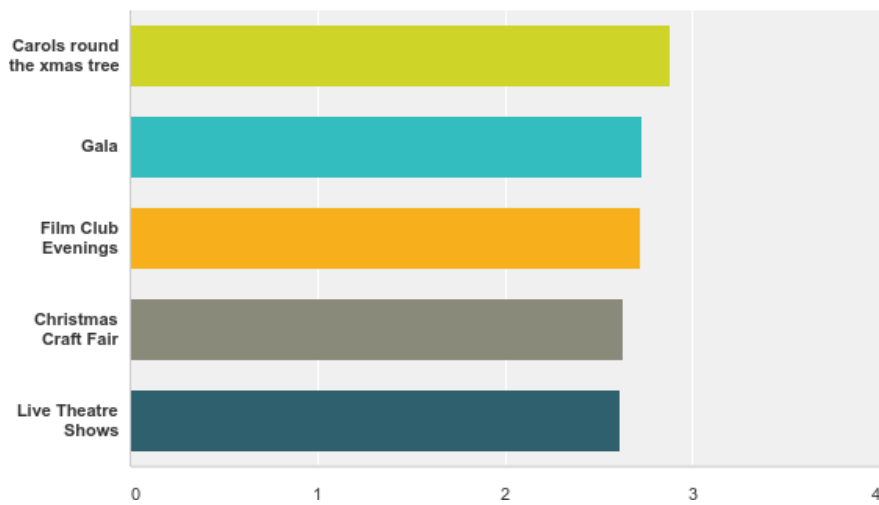
### Q23 Have you attended the annual Parish Gala in the past?

Answered: 149 Skipped: 9



### Q24 How valuable do you think the following are to our community?

Answered: 150 Skipped: 8



	Not valuable at all	Quite valuable	Valuable	Very valuable
Carols round the xmas tree	7.48% 11	24.49% 36	40.82% 60	27.21% 40
Gala	9.40% 14	33.56% 50	31.54% 47	25.50% 38
Film Club Evenings	8.33% 12	36.11% 52	31.25% 45	24.31% 35
Christmas Craft Fair	9.52% 14	36.05% 53	36.73% 54	17.69% 26
Live Theatre Shows	12.68% 18	33.80% 48	33.10% 47	20.42% 29

A range of comments appear in the appendix, several of which raise the issue of offering a wider choice of activities to reflect the lifestyles and interests of the growing and increasingly diverse population of the Parish.



# About You

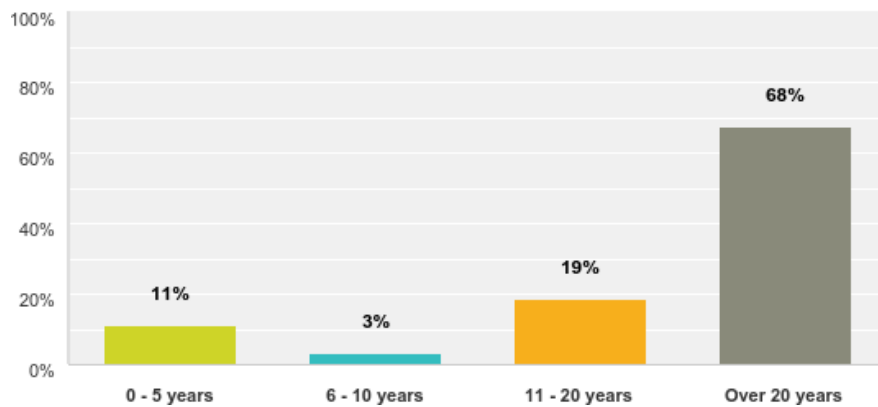
Just one person completed the questionnaire who isn't a resident of the Parish, they stated that they live in Kirby Muxloe which borders Leicester Forest East. Therefore, they use LFE shops, medical facilities and nursery.

53% of those responding to the questionnaire are female and 47% male.

Nearly 77% of those responding are over 50, almost 23% are between 19 and 50 and less than 1% are between 16 and 18.

### Q28 How many years have you lived in the Parish?

Answered: 151 Skipped: 7



### Q30 Would you like to get more involved in the preparation of our Neighbourhood Plan?

Answered: 115 Skipped: 43



Q31 Have we forgotten anything? Are there any other comments you would like to make?

Over 60 comments are made in this section – many of which illustrate how people value living in Leicester Forest East but feel increasingly disappointed and worried by the growth of the area, the development of more and more traffic problems and the lack of services and infrastructure to meet the needs of the growing population.

Some really positive statements are made about the Parish and the Parish Council. However, these are set against less positive and worried respondents, some of whom express concern for their children and the coming generations.

There is a range of suggestions about how to create a more positive and cohesive community but there is also an overwhelming sense that the growth of the area is overwhelming people and proving extremely damaging to any sense of community.

# Appendix

## Comments

### Q1 What do you enjoy about living in our Parish?

- Lacks sense of community.
- Need easy access to motorway - to get on motor way it's about 4 miles, cause a lot of pollution.
- Lack of allotments.
- All these points are important, but they have long since gone from LFE.
- Over-development is threatening all the above.
- A47 - we experience difficulty accessing access onto Hinckley Road.
- I feel rural atmosphere is now in a decline with the extra houses being built nearby.
- Proximity to shops including post office; tree lined road and hanging baskets in summer.
- Would be nice to have a bus going from East to West instead of having to go into Leicester.
- Concerned that the increase in traffic with the many new buildings will make pollution dreadful.
- The importance of access to Leicester is dependent on the adequacy of local shops and services.
- Friendly People - Green spaces - Mix of age groups - Caring Neighbours.
- Too many houses now - and of varying/poor standard. At long last a bus stop city-bound for Beggars Lane.
- The Packer Avenue estate feels cut off from the rest of LFE. It has green space but perhaps could do with some play equipment for the children.
- Rural aspect disappearing through developments.
- Packer Ave, side of motorway is virtually forgotten in favour of the David Wilson Estate etc.
- Rural atmosphere hard to achieve nowadays with so much development going on. So much better in the past. Same applies to access to the countryside as there is not so much left locally. In our part of LFE there never has been much in the way of village identity. We feel as if we are in some sort of backwater.
- Medical services in the home should be more important for people who are housebound.
- Community feeling is divided because of the A47 and M1. The huge amount of traffic makes this even worse.
- Roads are nightmare getting off estate onto A47.
- Sorry but the place really does lack identity and very few residents get involved.
- The parks are an asset to the parish especially for dog walkers, it is important to keep this facility.
- I live in LFE to be close to family.
- Leicester Forest East will never have the feel of a village given its layout. It is however convenient to the motorway network, Leicester, Fosse Park and the Meridian which all make it a good place to live.
- LFE with recent developments is just becoming part of Leicester and the Forest part no longer exists; just one big housing development.

- The area is at risk of being over developed at the moment and traffic is increasing, making pollution an issue.
- The above are all threatened by over-development.
- I find it difficult to answer these questions as the options available for some of the questions do not seem appropriate. Village identity and activities questions seem obtuse as LFE is not a village! Community is important but not part of what I enjoy about living in LFE. This is because, in general, I feel LFE lacks any form of community spirit. Personally, I would love to see the sense of 'community' return to LFE but it would have a different feel to that which many residents remember as the way LFE has developed over the years has changed it a lot. Most recent developments seem to exacerbate that issue.
- There are other places than Leicester to go to. I would want better access to the Leicester train station.
- Connections to the rail network is non-existent as buses from LFE do not go to either Leicester or Hinckley rail stations.
- A village feel needs creating as planners & authorities have tried and continue to try to destroy our village (not parish, village) No mention about transport options above.

## Q2 What do you think about the current mix of housing in Leicester Forest East?

- Too much development in the area + not in keeping with the character of the village.
- No major development required.
- Not enough options for the ageing population of LFE.
- No need for luxury homes in this area, we have enough. If we have to have more houses - a selection of others.
- Together with Lubbethorpe and other current developments the area is being saturated with houses at the cost of green belt land.
- Need more starter homes for young or divorced people wanting to stay in area.
- Having no council house, there seems to be more private rentals which usually fall into disrepair in a short time.
- I feel very sorry for people who have spent money on mortgages to find many surrounding houses are social housing with problems.
- More affordable housing for kids.
- Building too quickly.
- I do think there are enough houses in this area.
- I don't want to be a nimby, but with the building going on now I don't think that the Parish can sustain any more. The roads are already busy and the huge new Lubbethorpe development is going to completely overshadow us.
- We have an adequate amount of housing in the Parish, no further developments should be allowed.
- we need more housing suitable for the retired. Bungalows and quality sheltered accommodation would allow people to downsize and free-up larger accommodation.
- Too many houses in area already without current housing developments in LFE and Lubbethorpe on our doorstep. Facilities (road network, schools, medical etc.) cannot cope with current level of demand without adding on housing already under development and then considering losing rugby pitches and tennis courts for more housing!!

- The ongoing development at Lubbesthorpe may already have plans for more Sheltered and social housing -if not maybe it should.
- The fact that I don't hear people complaining about the current mix of housing in LFE leads me to assume that it is about right but I have no hard evidence to support that view.
- If you want older people to downsize you need to build suitable housing. Preferably detached and only 2 stories.
- I rattle around in a large house and would like to downsize BUT cannot as the new smaller houses are too close to each other, surrounded by social housing and have no public transport.
- Many options are conflicting or potentially the same so the question is a little confusing overall.

### Q3 What type of housing do you think the Parish needs

- Maybe we need 'good modern vernacular'.
- Mixture of suitable style housing would look better.
- Careful consideration taken when deciding style of building to blend in with the surroundings + green areas provided + hedge rows retained to form a shield.
- Smaller gardens are easier to maintain for busy families, elderly and disabled. Recent Development has not accounted for the reality of car ownership.
- Flats / apartments near to Red Cow pub are an excellent development - need more of this kind of quality.
- Regarding GP's – it's hard to get in to see a GP, on that basis there shouldn't be more houses built. Too much traffic already to cope with more houses.
- People need to use driveways when possible to park, and not grass verges.
- Do not know how much there is to rent currently.
- Retirement village would be good. Lots of older people in LFE in big houses with large gardens would like to stay in the area but smaller properties.
- A mixture would suit more homeowners.
- Need green spaces.
- Yellow lines needed around junction Beggars Lane / Bosworth Way
- This will generate excess traffic. We will be gridlocked within 5 years.
- Most important is off road parking. Parking on pavements seems to be prevalent at present.
- Parking throughout LFE is dangerous.
- Older people might prefer smaller housing, larger for families.
- Never enough off-road parking.
- Roads are too small and there is no capacity to park on both sides of the road.
- With the current mix of Semi / Town house accommodation, there appears to be far too much parking on the local roads as a general rule. Expanding the complement of three storey housing and flats, etc., would significantly exacerbate this problem.
- I'm not able to comment on all.
- Parish does not need any more housing as per comment to Q2. IF more housing is built it is essential that appropriate parking is provided, currently seeing a rise in anti-social parking (on pavements, grass verges, double parking which would prevent emergency service access) which despite emailing Leicestershire council nothing has been done about.
- Consideration needs to be given to older residents wishing to move to supported living and younger starter homes.

- I don't know anything about the profile of the demand for housing in this area and so am unable to comment about what the area needs.
- I feel that LFE is a residential area for those of a middle socio-economic class. I do not wish for more affordable housing to be built as this can potentially increase the amount of those dependent on council housing which in turn can lead to increased crime rates as crime rates are higher in low socio-economic areas. The residential area is great as it is and there are no youth gangs in this part of the county with a low crime rate and I would like it to remain that way. Increased amount of social housing would damage the LFE parish in my view in terms of crime rates.
- I rattle around in a large house and would like to down size BUT cannot as the new smaller houses are too close to each other, surrounded by social housing.
- I need a nice environment to live in with people of similar interests and background. You need to sort out the roads and public transport and improve the air quality by not building more houses!
- Consideration for off-road parking for the number of vehicles in the household is vital. Perhaps the standard should be one off-road space per bedroom. Pavement parking must be discouraged strongly.

#### Q6 Should this housing include:

- Sheltered
- Land next to the red cow could be retirement warden controlled properties
- Supported accommodation
- Unable to comment – this depends of the demand profile
- NO building

#### Q7 How important are existing Parish amenities/facilities

- Library is important.
- Library.
- Library.
- Library - important to be used for a variety of things.
- Sad to see that there is no mention of the Community Library, which is now completely run by volunteers, yet interesting to note that this is one of only four locations where the paper version of this questionnaire can be submitted. By virtue of this fact alone, even the survey organisers must consider this a Highly Important resource (as I do ;-). Not enough room on the paper form to say this, of course!
- Why is there no mention of the Community Library? An important aspect of the community for many.
- The Library is developing as a valuable Community facility for a wide range of age groups.
- Shortage of existing medical facilities for existing housing.
- Why are there no allotments.
- Need more green spaces for wildlife etc.
- Leave trees alone.

- Cellar 5 shop still empty - this could be used again.
- Post office vital.
- Public footpath Wardens walk.
- Green space needs to be protected.
- Trees are causing problems with the drains. Hazards when walking when wet.
- Horse chestnut trees are important to Hinckley.
- Concerns over vandalism of amenities.
- Not enough doctor facilities.
- The trees between shops and M1 are a death trap for people not steady on feet.
- Don't forget the Leicester side of the M1 bridge - snobs.
- Police Accessibility.
- Adequate facilities are available.
- Some of the above are not as important to me as I would never use them and not sure what they provide to our local community or you can go to them elsewhere.
- Parks and the facilities on them are very important in the parish. Don't want to lose the Horse Chestnut trees as they absorb pollutants, look good and ensure the A47 isn't widened.
- With a growing area, we need all these services and extra ones for everyone.
- A cemetery is needed as Kirby Muxloe are restricting their one to villagers only.

#### Q8 Which of the existing amenities/facilities do you use

- Hardware shop needed.
- Important these facilities are kept local + accessible for all.
- Not enough shops.
- Do not want any more supermarkets nearby.
- Greengrocers/cafe/full time bakery.
- Forest motors is greatly missed.
- We need to keep the community library.
- Now only retail so have not bought there LFE motors in limbo (Tesco?).
- I use these amenities but not necessarily in the LFE area.
- I use a place of worship that is a catholic Church and is located locally but not in the parish.
- I don't use the 'Bakery' because it isn't one - they buy their bread in. I don't use Primary schools. or Pre-school facilities because I have no children of that age group - but I consider these very important. I don't use sports clubs any more - too old for that now - but still very important for those of the right age. I don't use the opticians because I am still able to get to town easily - this may change. I don't use the Vets because I have no pets. I don't use the garage anymore because they ripped me off a few times - Once bitten....
- Garage? I have answered assuming you mean Desford Crossroads.
- What Garage?
- One supermarket is enough. Additional ones will only create extra traffic congestion. Especially the new TESCO on a very busy road junction. How that was agreed by planners - whoknows.
- I wonder how much the local community support 'village groups / clubs / associations' and how much of their support is from outside the parish.



Q9 Bearing in mind the potential implications of new building, parking, traffic etc. which of the following shops, services and amenities would you like to see in the Parish?

- New brick building for beacon life church on Charnwood Drive LFE.
- Bus services that go around the estate as previously for elderly residents.
- Allotment Gardens.
- Dr's surgery.
- Coffee shop/ more pubs/ Deli/ small supermarket.
- Beauticians.
- independent local shops.
- Local shops. areas for young people. sheltered accommodation/support for elderly.
- Multi-Use games area would really benefit the area.
- Bank/Building Society.
- Vacant shops on Charnwood Drive could be used as a good bakery.
- There should be scope in LFE/Kirby Muxloe area for a reputable new car dealership.
- Medical centre.
- A café.
- Swimming Pool.
- Litter Picker.
- Café, indoor sports hall.
- Cricket and Cycling facilities.
- Cafe/deli - but need to be in a sensible location where traffic won't cause issues. Allotments.
- Allotments. Gymnasium.
- D.I.Y as local one has been replaced.
- Adult education facility.
- Doctors.
- What about athletics equipment, a swimming pool, a BMX track not everyone likes football for which there are plenty of facilities already.
- Too much emphases on football, other sports need accommodating.
- Tea shop, cafe, Charity shop, police station.
- More parks/ sporting facilities.
- Youth services seem poor in L.F.E We need reliable volunteers if they are increased.
- Recycling service.
- Cafe, fast foods, affordable petrol station with shop.
- Youth centre will keep kids off the street and stop causing anti-social behaviour.  
Indoor exercise facilities for elderly people.
- Local shops, restaurants of a variety of foods.
- Indoor leisure centre.
- Easier access and traffic flow on the A47.
- Tennis courts.
- Training could be conducted at the library/parish hall and a skateboards park on Kings Walk park would be a solid/vandal resilient option that I would like to see. MUGA would be good on the

middle field of Forest East Park. Football pitches would be great but are costly - could the council initially consider a few sets of football goals on its parks.

- Tennis courts are not massively well used and are liable to vandalism and ongoing maintenance costs.
- Meeting places for people, the Library is building up as a Community hub and is used by a wide variety of ages, but could be developed further.
- I think a cemetery could be helpful but I did not think that a cemetery was feasible in LFE due to the high water table.
- I do not have sufficient information about the demand for more leisure facilities within LFE. While they sound appealing, they could become a white elephant!
- Not enough footpaths and cycle paths.
- With extra housing - extra children means we need to provide facilities for them to grow up in.
- Maybe a larger supermarket?
- Swimming Pool Variety LFE Supermarket Allotment Services Facilities Tennis Courts Shops Leisure Cafe.

#### Q10 How well is the Parish served with educational facilities

- Adult learning in the library perhaps.
- Stafford Leys Primary is bursting.
- New estate will necessitate more of all of the above.
- No secondary school close by.
- It is regrettable that Fossebrook School have not engaged with local residents. This is even more unfortunate as the parking arrangements for this school have not been finalised in the long term. The Fossebrook School travel plan has not been agreed or discussed with the county council.
- Have used secondary school & Adult Learning.
- What schools we have cannot cope with demand.
- Have had discussions with people who say, schools are a problem with lack of space.
- Evening classes no longer seem available.
- We need more schools to accommodate the demand.
- No children involved.
- Should be a local secondary school. Should not have a junior school in the parish that aims to provide places for other parishes in preference to our own.
- I have no children of suitable age to use the vast majority of these facilities so any response here would be ignorant guesswork. If I used Adult Learning facilities, I could possibly answer the last point, but... (you guessed it ;-)
- My children went to schools outside of LFE so unable to comment.
- As per last question - the parish hall or library could be used a venue for training courses.
- Facilities for anyone with special needs are not visible.
- I don't know what the separate question about 'Schools' is asking when there are so many other related questions. I think the school provision generally is good but it is nearing full capacity (full at Stafford Leys and rapidly filling at Fossebrook).

- Stafford Leys school is over subscribed. There should be new schools built in the New Lubbethorpe development BUT these are not being done. The developer is greedy and won't build them. What is the council doing to make the builders build them to stop the further strain on the local school with the subsequent traffic increase? It's difficult to comment on secondary schools as there are none in the parish - does the question relate to the schools that the community's children attend?

#### Q11 How concerned are you about local transport issues?

- Until the traffic of the A47 Hinckley Road is sorted, we should have no further development which increases traffic. A radical district/ city solution is needed - e.g. public funded bus service?
- Cyclists use the footpath instead of cycle path, putting pedestrians in harm's way.
- Do away with Braunstone Crossroads traffic lights and bring back the island for a free flow of traffic, especially in the early morning and nighttime. Increase traffic lights moving time at Braunstone Lane lights as waiting is too long.
- Speed humps on some side roads. Stafford Leys, Park Drive (post office leading to the new school).
- Speed cameras and fines to be introduced. Concerned about cyclists on footpaths. Please can we have the bus service back.
- Need more traffic lights as Hinckley Rd getting very busy with extra traffic all day.
- The newer housing development has been approved without proper consideration of real car ownership leading to no alternative but for owners to park on the pavements/kerbs. The internal road layouts are tight with a lot of bends which I consider will cause health and safety issues in the medium/long term. Consideration needs to be given to the timing at traffic lights at Beggars Lane and Warren Lane to avoid tail backs.
- Young motor cyclists are constantly speeding up and down Kings Drive. Parking on the pavement and verges is still a problem. These problems have been going on for some time, but nothing seems to have been done about it.
- Pedestrians crossing lights don't change often enough in pedestrians favour. More pedestrian crossing required. Speed limit from Braunstone Crossroads to Warren Lane should be reduced to 30 mph. all side roads off reduced to 20 mph.
- Improve amount of car parking at doctor's surgeries.
- With the new Beggars Lane development, and the already existing volume of traffic on Hinckley Road, or will be impossible to gain access to the main road at busy times. I assume more traffic lights will be installed.
- Stafford Leys, cars travel far too fast. Parking issues at school arrival and finish times.
- Far too many cars being parked on footpaths. Houses have too many vehicles for their homes.
- A lot of inconsiderable parking making it difficult/impossible to pass on the pavement with pushchairs/wheelchairs & young children.
- Issues with traffic speeding across red lights + pedestrian crossings. Road surface on Charnwood Drive is appalling. Getting out of side roads onto Hinckley Road is dreadful, even at off peak times. 'Keep Clear' road markings are ignored, making it difficult to get out, even when the pedestrian crossing is on red.
- Warren Lane, needs traffic calming / speed humps urgently. Beggars Lane needs widening and the bend taking out of it.

- Cycle path not used. Cyclists on footpath.
- Traffic lights needed at Kings Drive / Hinckley Rd junction.
- Traffic is a concern. On Park Drive where I live people use it as a cut through from Braunstone Lane to cut out the cross roads and drive very fast. Parking is bad down this road too. Also around LFE this is a big concern.
- Footpaths are needed on Beggars Lane between the existing houses & the new development. The traffic light system at Kings Drive/Charnwood Drive needs to be improved to aid traffic flow from the estates.
- Cars go very fast down Kings Walk and some down Kennedy Way.
- Bus emissions high.
- Parking at doctors (forest house) is always full during the day but amenities may not be in use.
- Parts of the footpath are hard to use with pushchair.
- It is very difficult to get off our drive at peak times.
- Bus shelters need cleaning regularly please.
- Cycle paths a waste of money.
- Top end of Kings Drive as you come off Hinckley Rd is terrible for parking. Should get rid of the grass and do parking bays outside of the homes.
- Would use a bus but would have to go in to Leicester and then back out to Meridian Business Park.
- Kings Drive is becoming a no-go road because of the number of cars parked on both sides of the road. Exit to A47 would be improved with traffic lights or even a mini roundabout.
- Park + ride is a very good service but two buses following each other is not a good.
- Warren Lane need speed humps; Stafford Leys need speed humps.
- Parking around the primary school is bad. Parents do not consider local people's drive ways when collecting their child.
- Speed humps/traffic calming is needed on Warren Lane as cars speed down the road in both directions. The police have monitored speeds and to my knowledge - no actions has been taken.
- Too much traffic on A47.
- Junction 21 - (M69) needs urgent attention - nightmare for buses.
- More comprehensive bus service within LFE would help to combat the rise in other types of transport and would be helpful to the elderly. Traffic calming is needed.
- No one seems to take notice of speed warnings and also park vehicles in inappropriate places.
- Traffic very heavy - some do not stop immediately when lights are red and green man is showing. Very dangerous at Sainsbury's lights - when traffic turns left from the shop and do not notice lights are at stop.
- A47 is too busy and noisy.
- Bus services are bad, there is no coordination between Stagecoach + Arriva. It is difficult to get to any of Leicester's hospitals by bus.
- There is too much parking on pavements to make walking safe. Parking issues for FosseBrook School have not been addressed in the long term.
- Need cars off footpaths/kerbs.
- People are ignorant about where they park. Have no respect for other people. The grass verge is on the road. They are spoiling the look of the area. People don't like to alter their gardens with more than 2 cars. People get cars that are big even though they haven't the space. People are ignorant and arrogant then don't care about blocking peoples drive. People should be made to alter their gardens.

- Increase in speeding vehicles especially round the old and new David Wilson Estate. Forest House Lane is becoming a race track for those who have moved into the new development. Neighbours have made many complaints but nothing is done.
- Have been having problems i.e. disturbed days on Forest House Lane since 2009.
- Traffic lights on red at the top of Packer Ave are regularly ignored.
- Traffic lights on Braunstone Lane/ Hinckley Road near doctor/dentist. No filter on right turn towards Leicestershire - very dangerous - quite a few accidents here - filter required.
- Parking is bad. Footpaths are dangerous with cars parking on them.
- Braunstone Lane Crossroads dangerous at the right turn into Hinckley Road. Not a good system.
- We need a rail service and a 24hr bus service.
- Cycle paths don't seem to be used even when they exist. Those that do exist are empty most of the time.
- Too many traffic lights, most could be removed and changed to give way. Cost of bus is too high, it's cheaper driving into town.
- Parking in Kings Drive area is inconsiderate, parking around Stafford Leys School is also bad at peak times.
- Need peak time traffic lights on Stafford Leys and Kings Walk so we can get off the estate.

#### Q20 Do you see a demand for more business units in the Parish?

- When my son was setting up his business he could not find suitable premises.
- Local shops, mobile businesses which serve elderly & house bound.
- Little independent shops.
- Cafe & deli.
- Private Business.
- Anything that would provide work for young people.
- Shops Petrol Stations.
- I believe Lubbethorpe can provide units within its proposed employment zone.
- The Parish is Residential.
- All villages need to breathe and grow with local companies & employment Small business is best served to do this and not Always major companies (Tesco, Sainsbury's etc.).

#### Q22 Have you attended the annual Parish Gala in the past?

- Did not know we had one x6
- Unable to go due to wife's disability.
- Not had opportunity.
- Have never got around to it.
- Not usually here.
- Cancelled by weather.
- Availability.
- Holiday.
- Away at other craft shows.

- New to the area and not sure what value it will have - what impact does the parish have and where is the evidence? This would need to be communicated.
- Once or Twice only.
- Weather dependent.
- Not had chance.
- Every year when we are able :-)
- Not available on Saturday. Also, it seems to be an event visited primarily by children and their families.
- It is invariably when I'm away on holiday.
- A bit tired.
- Been several times and always enjoyed the gala - it is problematic to run a gala so late in the year.
- Tend to be either working (shift worker) or away when it happens.
- Have had prior engagements on the day of the Gala.
- It has no relevance to me. It is at the far end of the parish and is therefore difficult to get to.

#### Q24 How valuable do you think the following are to our community?

- Open art exhibition?
- Pubs.
- There are other things that could be done in the community to encourage the population of the community to get involved. I cannot see a teenager or young professionals being interested in the above. This is just one view but I do think there needs to be a diverse range of activities. I would be willing to teach Indian cooking and I'm sure there are others within our area that have skills that's they could share "a community skills share event" every month could be worthwhile.
- I would like more local activities.
- Would like to see more activities for the community Theatre/Comedy/Music events would all be good More Christmas decorations and also Summer flowers would be good.
- These sorts of events bring people together and create a community spirit that would otherwise be missing.
- Was not aware of the last 4.
- Like Christmas lights.
- Carols? I think the whole decorations of the parish could be increased rather than merely a tree and carol service I think the Parish should further increase the floral decorations around the Parish (including Christmas decorations)
- Library coffee mornings are a Social Hub, especially the Wed morning weekly group.
- The Gala was valuable for community when it was in the smaller Leicester Forest Park. Since moving to the larger sports area, it lacked any sense of serving the community.
- If this is the full list of events in the parish then it is a pretty poor show! It does not reflect the diversity of the community, or the geographical spread of the Parish.
- Over the last 30 years we have lost our village identity and inclusive involvement. Many events are for a very small clique/few and not designed for involvement of the wider community. The PC is very distant from the wider community & village of LFE.

### Q31 Have we forgotten anything?

- Widen Hinckley Road. More tree planting on Hinckley Road, trim overhead branches back.
- Developments at Hinckley Road to Desford Crossroads. This will put immense pressure on existing services + infrastructure as well as increased traffic + congestion. Parking is an issue as more houses have multiple cars. Services in the area are stretched and this will get worse as infrastructure is often left until last.
- People are willing to complain at the slightest thing but not willing to contribute towards making the Parish a better place to live.
- Some main roads are very narrow / where the new builds started.
- There is no mention of allotments. I wish to see the plans the Parish has for allotments.
- Can cyclists be encouraged to use the cycle lanes and not footpaths. Bus shelter on Hinckley Road near Braunstone Crossroads needs renewing.
- Too much is being built already around this area. There is now little or no areas of safety for wildlife and nature.
- Over-development is causing village to be lost. Traffic concerns with the Lubbethorpe development along with the mix of social housing + loss of farmland.
- At the time, we felt that the whole process of the Lubbethorpe new development was already a done deal whatever the residents of LFE felt. We appreciate that the country requires more housing but 100s rather than 1000s of new houses would have been much more acceptable. I know that we cannot change this now but for the future development in LFE must be to enhance the Parish not to satisfy Blaby district councils quota of new houses.
- I feel that the library is very important to the community I was very upset to hear it could close and I am grateful that volunteers are now running it. I feel that the Parish should do what it can to support the library & apply for any funds available to help keep it open.
- So many vehicles park on the roads resulting in a switch back to get through. Impossible to travel at peak times. Some footpaths difficult to use as hedges have been allowed to grow over and limit the width to single file.
- Feel sad that LFE is being lost in a surrounding development, making it feel like it's an estate rather than a desirable suburb that once was created.
- Better signage for LFE. Churchill Drive green area - should be more appealing - seating? Ratby Lane - more little bins, as workers from Samworths, dropping hairnets, etc. in the hedges, which is unsightly and not good for the wildlife.
- We have two surgeons in LFE by the same doctors practice.
- Beggars Lane is too narrow. RTA's ARE INEVITABLE. The new development will exacerbate the danger and deaths will undoubtedly occur. Warren Lane is a rat-run with traffic passing at very excessive speed in the mornings and evenings. The case for traffic calming measures is very compelling.
- We have enjoyed living in the Parish to date, we have noticed a considerable increase in traffic on the A47 in the last few years, which is a main factor in wanting to move house. it is not safe to let children play outside because of traffic.
- There are not enough facilities for young people to go to, apart from pubs. Cafes would be good and a bakery. More needs to be going on at the parish hall. Film nights are good but more family

films could be shown. More plants around the borders of the parish hall. More promotion of things that go on in the community. A community cafe for older folk to meet.

- Yellow lines of corner of Kings Drive
- New homes should have clear boundaries. Vans and trucks should be catered for in secure parking. More blooms to enter the parish bloom competition. signs around LFE should be cleaned, hedges should be trimmed. Paths are narrow.
- I think we need to protect our community library as it provides services for all age groups. Literacy is a major issue for low income and other families of young children. Without a library, we provide no resources to combat this issue.
- New LED lights are very poor. Parking on pavements/verges. Illegal use of service road to get on to the M1
- Lubbesthorpe development will put a strain on the local resources - schools, doctors, roads etc.
- The road infrastructure is already poor and the current new housing is going to make matters worse. A47 at peak times is a nightmare. Lubbesthorpe will make it a bigger nightmare despite a bridge.
- Contracted workers for jobs likes grass cutting of verge. Proper repair of road. Bus shelters painted. Horse chestnut trees should be protected.
- We need more houses but it is essential that local amenities and services keep pace, including public transport.
- With so much new housing, it will become difficult to maintain a community feel.
- Worried about all this new housing and the excess traffic it is bringing into the Hinckley Road the only road into Leicester. Parking on Warren Lane outside Dr's Surgery when double parking inhibits the flow of traffic.
- The parish council concentrates on issues to the west of the motorway and ignores the Braunstone end. Planning issues do not consider the effects of parking that developments have - leading to pavement & other inappropriate parking. Hinckley Road should be a 30mph area. Increasing problem of noise pollution from the motorway.
- You have forgotten to restrict house building so that the nature of the village (and consequential traffic burden) are being irreparably affected.
- I am concerned about the drug dealing going on in the area.
- Play equipment at green on Packer Ave estate. Roads are horrendous at rush hour, especially the A47.
- The air pollution on the A47 will increase with further development. It is already above acceptable levels.
- The parking on Charnwood Drive is terrible. There are 3 business units on this street and no one seems to care where they park and as a resident it is annoying to come home and find your driveway blocked. The two hairdressers and the playgroup need to tell customers to have more consideration for the people who live here. I have tried in the past but the council needs to do more.
- Make sure people keep their hedges from growing over on to the footpath. They have their own boundary. Kings Drive where there are gutters on the footpath near grass verge. There are at least 3 drains that don't always get cleared when a heavy storm comes; water comes over the footpath.



- Little seems to have been done regarding the current and future traffic problems along with doctors' surgery and schools. I fear for the future generation if the increase in housing in this area continues. We are already near a gridlock situation.
- Would like to see speeding restriction enforced on Forest House Lane. LFE. Preferably one or two humps also as the traffic speeds most day's up & down the road.
- There is a sense of community but housing is at saturation point and is in danger of destroying the community altogether.
- Emphasis of importance of traffic and parking.
- More to be done about parking around Stafford Leys/Boyers Walk/Regents Walk Triangle.
- Inconsiderate parking particularly outside schools is a big concern - people know that they won't be punished. You continually neglect the Leicester side of the M1 bridge - engage us all. Bus services need to be reliable, affordable, frequent and 24hrs. If more houses are built a train station must be provided.
- Police patrols due to break-ins in the area. Large groups of children gathering which can be intimidating to the elderly.
- LFE is a safe pleasant area to live in and bring up children. A great deal of care needs to be put into placing families, as the recent manslaughter case illustrates. It is unfair on new families and existing residents to not consider the implications of this.
- Increase in traffic is being caused by bad parking. Children coming from Stafford School seem to come from further afield.
- Nothing about anti-social behaviour and policing. Also, how safe do residents feel?
- Population health - diverse communities, we serve an ageing population - how do we support this group? What if they do not want to go to the church? What other activities are there for this group? Health and wellbeing of our community - what physical and mental activities are there to get involved in Walking and running clubs. Activities of engagement that are targeting to diverse sets of our society.
- Hard to make LFE a village given its layout - If Vista Homes ever moved then suggest this becomes shops and car parking to aid development of a community hub - If Tesco don't build their proposed store then this could become a car parking area with a roundabout to assist traffic flow.
- Please look at ways of reducing traffic in the area.
- It is disappointing to see how much litter is on our streets now. There used to be an old guy (I regret I can't recall his name), who used to live in a caravan in Kirby Muxloe. You could often see him out with his barrow and I feel sure he must have worked far more hours than he was contracted to do - but he kept our streets spotless. How missed he is :- ( I also meant to state on the page regarding Carriageway repairs - LFE seems to be a shining example in this respect (Blaby too). So many other areas of Leicester (and other towns of course), there are so many pot-holes in the roads that you can come close to an accident simply dodging them. If you don't dodge them you run the risk of damaging suspension by dropping into them (some are several inches deep). Can the Parish (or Blaby) bring any pressure to bear on other councils to address this? Thanks for the opportunity to 'say my piece' :-)
- Concerns about traffic speeds on the A47 and side roads within LFE. The old Booze Buster shop is an eyesore. Vehicle delivery lorry o/s BCM is a hazard at times. The Village doesn't have a location that can be referred to as a village centre. LFE needs to develop a 'village mentality' and

encourage residents to integrate more. Would the Parish Council consider a marquee in the Summer one evening and invite residents to an event? Music/food/entertainment/charity raffle etc. as some other villages do? Rep theatre similar to Kirby Muxloe?

- Many of the questions are odd/would not apply to everyone. Very few options for don't know, or not applicable. Some aspects not mentioned e.g. parking on pavements, need for action to stop cycling on pavements.
- Living on Hunters Way, we have to contend with inconsiderate car parking twice a day with school traffic. It makes it impossible to reverse off my own drive. I believe we should have yellow lines on both sides of Hunters Way.
- I wrote to you a few years ago about the possibility of a fence being erected around the children's play equipment at LFE park and the response was no! I see now that a fence has been put up! I'm happy with this as children can play without fear of treading in dog poo or dogs running up to them! Thank you! Also, the park boundaries look lovely!
- Need stricter control of traffic speeding and more representation against new housing as traffic during peak times is getting unbearable already (without Lubbethorpe to come).
- I think the LFE magazine remains a really valuable communication to all residents and would want to ensure it remains.
- Parish Council do a great job from what I see. The district council do a very average job but are bad at fair house allocation.
- I believe the Parish should spend money on children's facilities such as a MUGA and Skateboard Park.
- Do we have a preservation order on the trees on Hinckley Road? Thank you for the work the Parish Council does for us all.
- I welcome the initiative of the council in conducting this survey and look forward to LFE being proactive in trying to build a better sense of community. However, I see growth in housing stock mitigating against this as the amenities necessary to support such growth do not seem to have the same priority at this time.
- Transport is a big issue - more houses - especially, at the bottom of Forest House Lane and Lubbethorpe - Where are all the cars going to go?! They can't cope now at rush hour – it's a slow crawl.
- You are looking at LFE only - some decisions made by other parties affect us but have no control e.g. Leicester City Council, Blaby. The commute into Leicester is a nightmare by car/bus/taxi and will not get better with the building of all the houses currently under way.
- There are significant issues regarding parking around the new Fossebrook School which need to be addressed before the school enlarges as planned. The parish council does not seem interested in the end of the Parish at the Crossroads side - there are no activities, investment, or interest in this part of the Parish. Maybe the boundaries need to be reconsidered and this part moved into Braunstone Town? The Parish council needs to consider the impact of pollution (air quality) on the local community.
- The plan so far looks short on (publicly available) information and the questionnaire appears to want to support decisions already made rather than to get involvement in the decision-making process, I am sure this is not the intention, but the questionnaire does appear narrow in view.